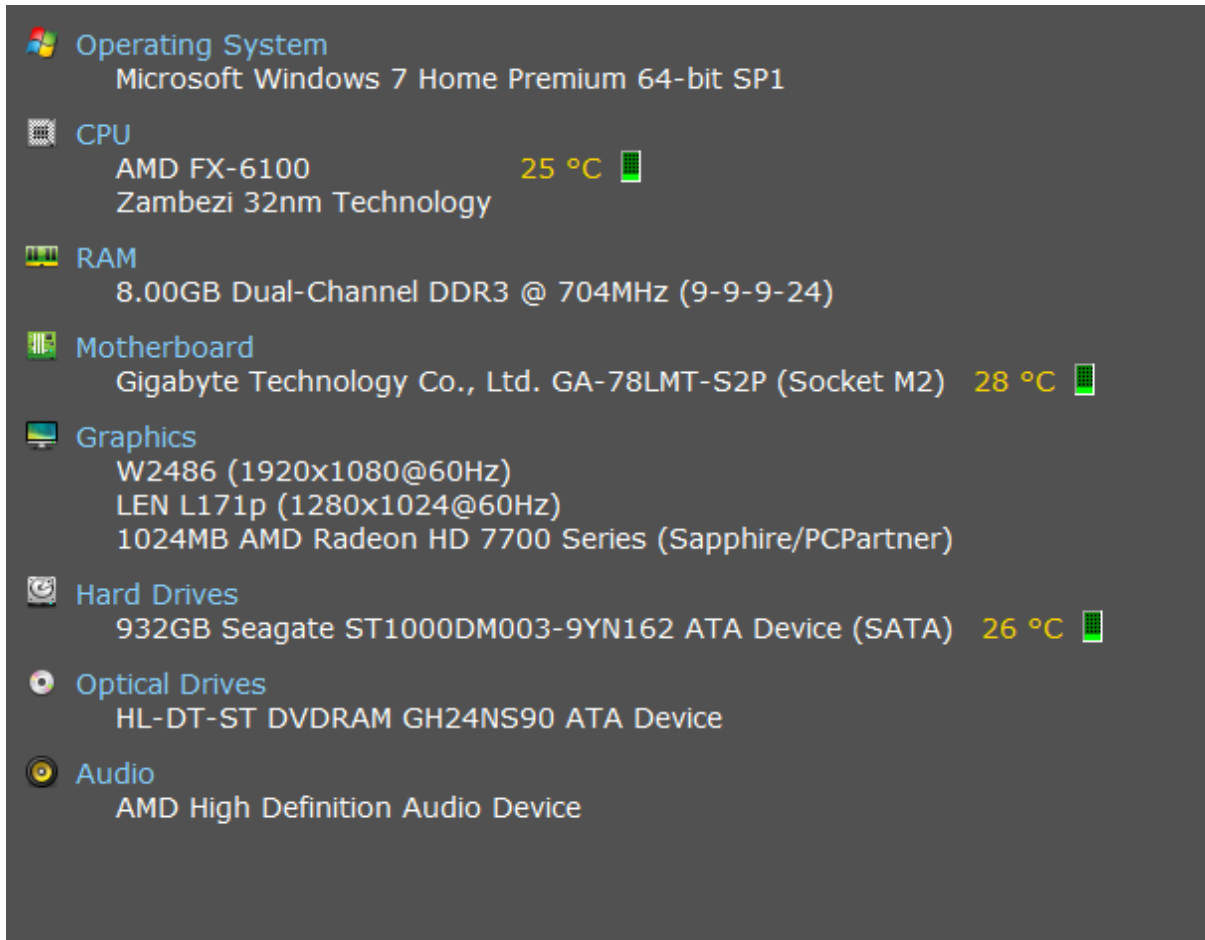








Sony Vegas Movie Studio Platinum 12






 **Operating System**
Microsoft Windows 7 Home Premium 64-bit SP1


 **CPU**
AMD FX-6100 25 °C 
Zambezi 32nm Technology


 **RAM**
8.00GB Dual-Channel DDR3 @ 704MHz (9-9-9-24)

 **Motherboard**
Gigabyte Technology Co., Ltd. GA-78LMT-S2P (Socket M2) 28 °C 


 **Graphics**
W2486 (1920x1080@60Hz)
LEN L171p (1280x1024@60Hz)
1024MB AMD Radeon HD 7700 Series (Sapphire/PCPartner)

 **Hard Drives**
932GB Seagate ST1000DM003-9YN162 ATA Device (SATA) 26 °C 

 **Optical Drives**
HL-DT-ST DVD/DRAM GH24NS90 ATA Device

 **Audio**
AMD High Definition Audio Device

Preferences



- VST Effects
- Editing
- Display
- CD Settings
- General
- Video**
- Preview Device
- Audio
- Audio Device

Dynamic RAM Preview max (MB): 256 Max available: 7166 MB

Maximum number of rendering threads: 16

GPU acceleration of video processing: Off

Show source frame numbers on event thumbnails as: None

Thumbnails to show in video events: Head, Center, Tail

Use external video capture application:

C:\Program Files\Sony\Movie Studio Platinum 12.0\VidCap60.EXE

Video Preview display

Action safe area (%): 10 Horizontal grid divisions (#): 10

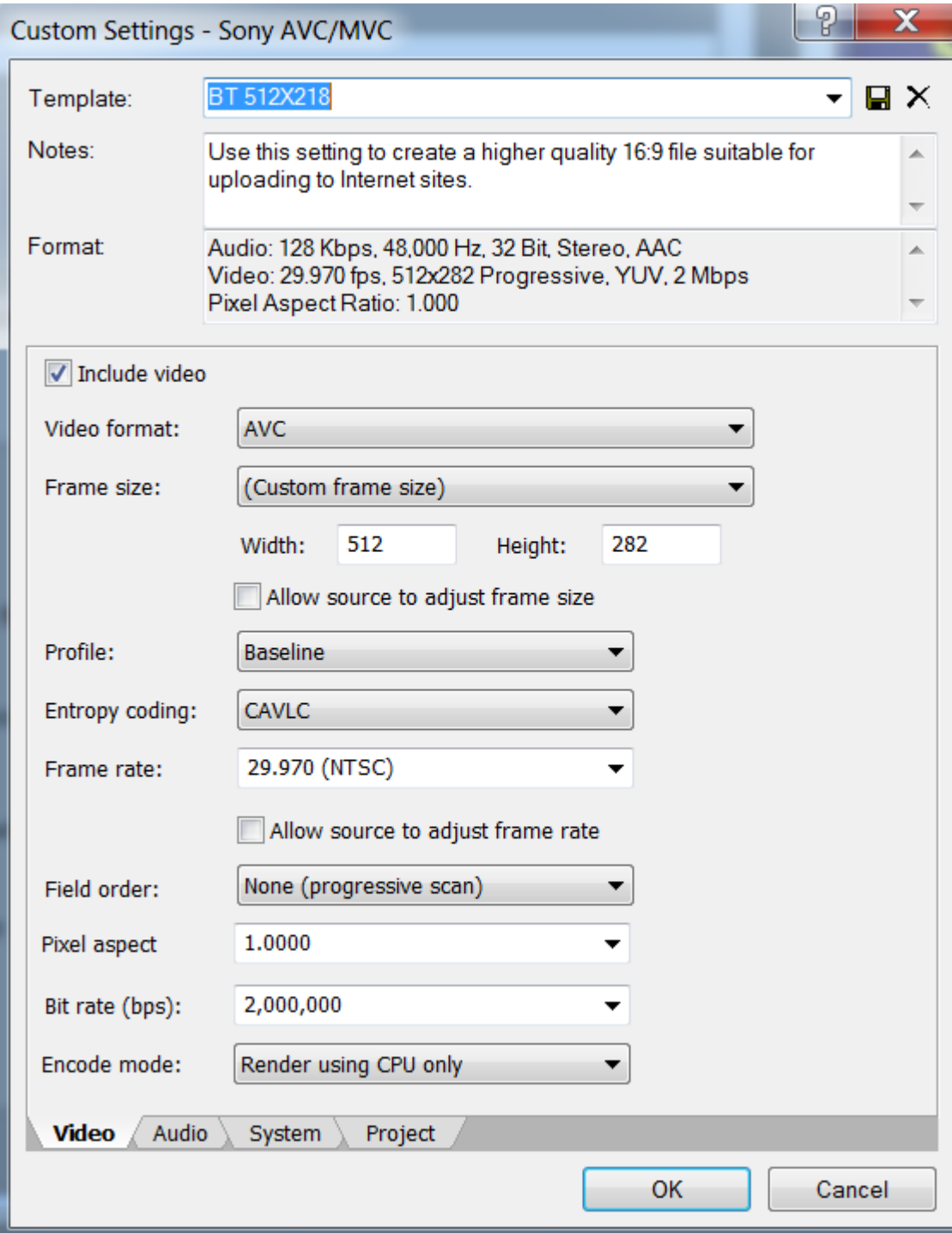
Title safe area (%): 20 Vertical grid divisions (#): 10

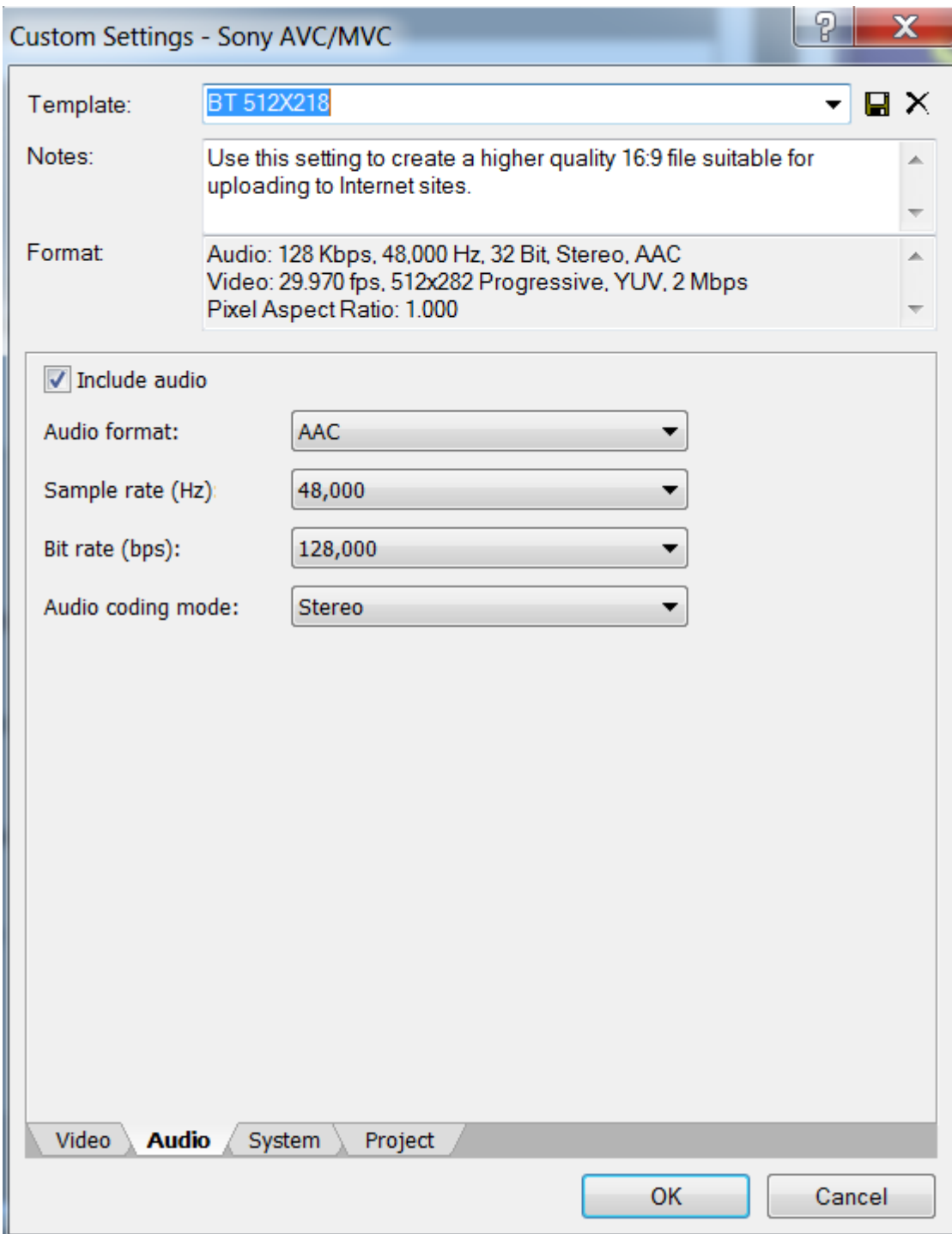
Display at project size Simulate device aspect ratio

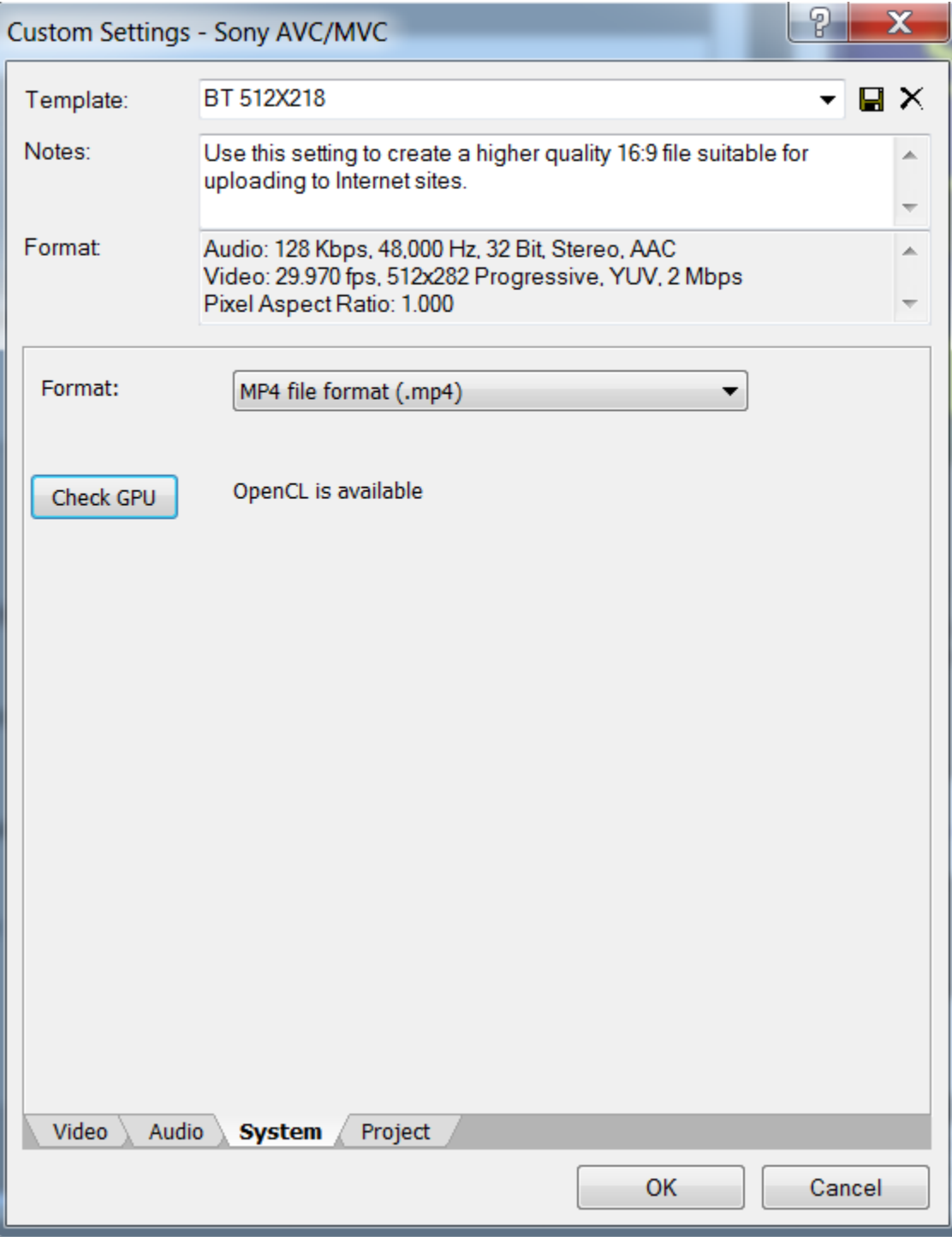
Background color: Default

Default track fade colors

Track fade top: Track fade bottom:







Custom Settings - Sony AVC/MVC



Template: BT 512X218

Notes: Use this setting to create a higher quality 16:9 file suitable for uploading to Internet sites.

Format: Audio: 128 Kbps, 48,000 Hz, 32 Bit, Stereo, AAC
Video: 29.970 fps, 512x282 Progressive, YUV, 2 Mbps
Pixel Aspect Ratio: 1.000

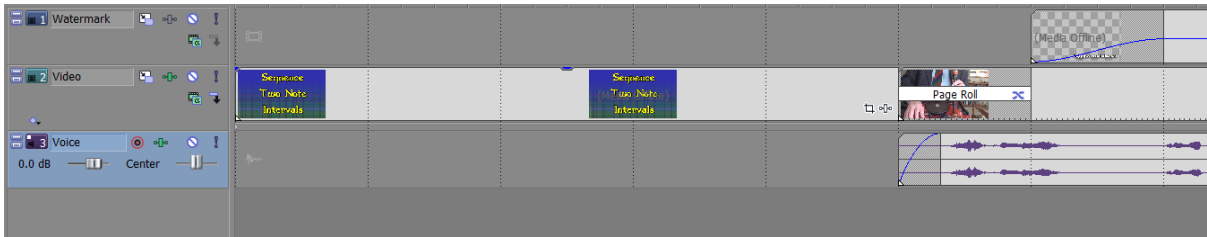
Video rendering quality: Good

Stereoscopic 3D mode: (Use Project Settings)

Swap Left/Right

Video Audio System **Project**

OK Cancel



Video Track FX

2 Video Track FX: Video

Levels **NewBlue V6 Saturation Modifier - OpenFX** Composite

Preset: Emphasis Saturated Object

NewBlue V6 Saturation Modifier - OpenFX About ?

Preset:

Saturation Above: 25.00

Threshold: 50.00

Saturation Below: -25.00

Smooth: 100.00

Show Mask:

▶ Custom Saturated Color

Video Track FX



Video Track FX: Video

Levels NewBlue V6 Saturation Modifier - OpenFX Composite

Preset: Decrease Gamma

Sony Levels

About ?

Channel:	All	⌵
Input start:	<input type="range"/>	0.000 ⌵
Input end:	<input type="range"/>	1.000 ⌵
Output start:	<input type="range"/>	0.000 ⌵
Output end:	<input type="range"/>	1.000 ⌵
Gamma:	<input type="range"/>	0.700 ⌵